

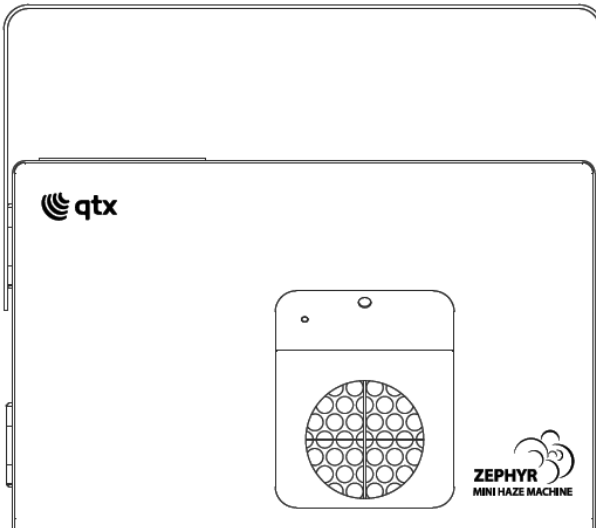
**ZEPHYR**

Compact Haze Machine

Item ref: 160.494UK

User Manual

---



Caution: Please read this manual carefully before operating  
Damage caused by misuse is not covered by the warranty

## Introduction

Thank you for purchasing the ZEPHYR compact haze machine. This product has been designed to provide controlled haze effects for stage productions and themed events. Please read and keep this manual in order to achieve the best results from this equipment and avoid damage through misuse.

## Unpacking

The product should arrive with you in good condition with the following components.

- ZEPHYR haze machine
- Wireless remote control & keyfob
- Mains lead(s)

If you find any accessory is missing or the machine has arrived with any problems, please contact your local dealer at once. Please keep the original package and invoice for any possible replacement or returned demand.

## Warning

To prevent risk of fire or electric shock, do not expose electrical parts to rain or moisture. If liquids are spilled on areas other than inside the fluid tank, disconnect the mains, allow the ZEPHYR to dry out and have it checked by qualified personnel before further use. Avoid any impact, dropping or extreme pressure to the housing. No user serviceable parts inside - do not open the case. Allow the ZEPHYR to acclimatize to room temperature before operating.

## Placement

The ZEPHYR has a built-in fluid container and should be operated in an upright position. Ensure that the ZEPHYR is positioned on a stable, non-slip surface.

## Safety

- Check for correct mains voltage and condition of IEC lead before connecting to mains
- This unit must be earthed
- This unit uses a heating element – be aware that parts of the housing may be hot in use!

## Cleaning

- Use a soft dry or slightly damp to clean the casing
- Do not use strong solvents for cleaning the housing
- Clean the haze mechanism periodically by operating with distilled water instead of haze
- It is also recommended to use fog machine cleaning fluid (160.670UK) periodically

## Recommended fluid

For the ZEPHYR haze machine, we strongly recommend the following fluid which has been specifically formulated to perform best with any heater based haze machines.

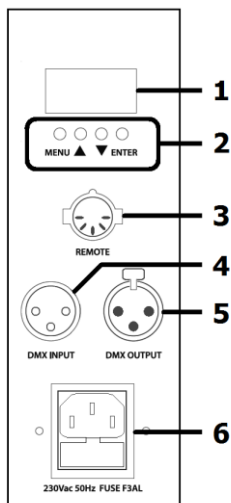
QTX ref code	Description	Size
160.591UK	High quality professional haze fluid	5 Litre
160.596UK	Eco haze fluid	5 Litre

## Use power supply with Earth connection and adequate current capacity for the unit

Use the plug to connect to the main power supply as follows:

Wire	Connection	International signal
Brown	Live	L
Blue	Neutral	N
Yellow /Cyan	Earth	

## Rear panel



- 1 LED display
- 2 4 button control panel
- 3 RF remote receiver connection (5-pin DIN)
- 4 DMX input (3-pin XLR)
- 5 DMX output (3-pin XLR)
- 6 IEC mains inlet & fuse holder

## Setting up

1. Unpack the ZEPHYR unit.
2. Unscrew the top cap of the tank and remove to fill with haze fluid.
3. Replace the bottle and screw the cap securely, making sure that the pipe is fed down to the bottom of the bottle to ensure a consistent flow of fluid.
4. If required, connect the remote receiver via the 5-pin DIN socket on the rear panel.
5. Set the DIP switches on the side of the RF receiver to respond to the required button on the keyfob transmitter (e.g. setting DIP switch 1 on will mean that haze will be produced when button 1 is pressed on the keyfob)
6. If DMX is to be used for control, connect the DMX signal from the controller to the DMX IN XLR connector. Any further DMX controlled units may be connected via the DMX OUT XLR connector.
7. Connect the IEC mains plug and switch the power on.
8. Heat up time is as little as 35 seconds before the ZEPHYR is ready to use.

## Operation

To operate the ZEPHYR in standalone mode, use the 4-button control on the rear panel beneath the LED display as follows.

Press MODE	Press ▲▼ and ENTER	Function
<i>A---</i>	<i>A001 - A512</i>	DMX start address 001 to 512
<i>0---</i>	<i>0000 - 0255</i>	Haze output 0 – 100%
<i>F---</i>	<i>F000 - F255</i>	Fan speed slow to fast

Adjust the fan speed and output to the required output consistency.

If the remote receiver is connected, then this will enable wireless on/off control of the haze output from the buttons as set on the DIP switches.

It is important to note that the Zephyr uses an efficient fast heating element and will take around 1 minute to clear the fluid from the heater after hazing has stopped. An LED above the output aperture is lit when hazing is activated to show the status.

If the display is showing the DMX address, the ZEPHYR will operate from DMX control as follows.

Channel 1 (start address)	0	Off
	1-255	Haze output 1-100%
Channel 2 (start address + 1)	0-255	Fan speed slow to fast

## Specifications

Power supply	230Vac, 50Hz (IEC)
Power	300W
Tank capacity	1.2 litre
Haze output (approx.)	3,000 CuFt (68m <sup>2</sup> ) per minute
Reheat time	35 seconds (min.)
Controls	Output (0-255), Fan speed (0-255)
Fuse	F3AL 250V
Remote control	RF keyfob & receiver (5-pin DIN)
Remote control frequency	433MHz
DMX channels	2 (output & fan)
DMX connection	3-pin XLR in & out
Dimensions	253 x 336 x 155mm
Weight	3.56kg

## Troubleshooting

Warning: Hot components! ... Switch off and allow to cool before touching the unit.

No light on mains switch or remote	Check mains voltage is correct and socket is switched on
	Check IEC lead is OK and connected properly
	Check mains fuse in IEC connector and fuse in plug top
	If fuse blowing repeatedly, refer to qualified service personnel
Green light is on but no haze output on manual or continuous mode	Check fluid level in tank
	If fluid is OK and pump working, the lines may be blocked
	Check that output is not set to zero on the control panel
	Check that output is not switched off on the keyfob remote
	If blocked, clean with fog machine cleaner & distilled water
	Check that if DMX mode is selected, the DMX channel is correct
In DMX mode, check that haze output is not set to zero	




This product is classed as Electrical or Electronic equipment and should not be disposed with other household or commercial waste at the end of its useful life. The goods must be disposed of according to your local council guidelines.

### Errors and omissions excepted.

Copyright© 2021 AVSL Group Ltd, Unit 2 Bridgewater Park,  
Taylor Road, Trafford Park, Manchester. M41 7JQ.

AVSL (Europe) Ltd, Unit 3D North Point House,  
North Point Bus. Park, New Mallow Road, Cork, Ireland.

		<b>Effects Fluid Chart</b>				
<b>Bubble Fluid</b>						
<b>Stock Code</b>	<b>Volume</b>	<b>Description</b>	<b>Results</b>		<b>For use with</b>	
160.574UK	1 Litre	Bubble fluid	Light, long-lasting bubbles		160.462UK, 160.560UK, 160.562UK, 160.563UK	
160.575UK	5 Litre				160.564UK	
160.576UK	1 Litre	UV bubble fluid	Light bubbles which glow in UV light			
160.577UK	5 Litre					
<b>Snow Fluid</b>						
<b>Stock Code</b>	<b>Volume</b>	<b>Description</b>	<b>Results</b>		<b>For use with</b>	
160.578UK	1 Litre	Snow fluid	High quality snow fluid. Lasts 30% longer than other standard fluids		160.565UK, 160.569UK	
160.579UK	5 Litre					
<b>Fog Fluid</b>						
<b>Stock Code</b>	<b>Volume</b>	<b>Description</b>	<b>Colour</b>	<b>Results</b>		<b>For use with</b>
160.643UK	1 Litre	Standard fog fluid	Yellow	<b>Dispersion</b>	<b>Stability</b>	160.452UK, 160.453UK, 160.461UK or any machine up to 900W
160.582UK	5 Litre			Quick	Low	
160.587UK	1 Litre	High grade fog fluid	Orange	Slow	Good	160.455UK, 160.456UK, 160.457UK or any machine 1000-1500W
160.588UK	5 Litre					
160.644UK	1 Litre	High quality fog fluid	Pink	Slow	Good	160.447UK
160.589UK	5 Litre	Premium fog fluid	Clear	Slow	Excellent	
160.592UK	1 Litre	Low level fog fluid	Clear	Slow	Excellent	All fog machines
160.593UK	5 Litre	Fog machine cleaner	Clear	Slow	Extends life of your fog machine	
160.670UK	20ml					
<b>Haze</b>						
<b>Stock Code</b>	<b>Volume</b>	<b>Description</b>	<b>Colour</b>	<b>Results</b>		<b>For use with</b>
160.591UK	5 Litre	High quality haze fluid	Clear	<b>Dispersion</b>	<b>Stability</b>	160.458UK, 160.459UK, 160.462UK, 160.465UK
160.591UK	5 Litre	Eco haze fluid		Slow	Good	
				Medium	Good	
<b>Fog</b>						
<b>Stock Code</b>	<b>Volume</b>	<b>Description</b>	<b>Results</b>		<b>For use with</b>	
160.650UK	20ml	Coconut fog fragrance	Adds fragrance to fog or haze		20ml = 5 Litre fog or haze fluid	
160.651UK	20ml	Mint fog fragrance				
160.652UK	20ml	Vanilla fog fragrance				
160.653UK	20ml	Tropical fog fragrance				
160.654UK	20ml	Strawberry fog fragrance				
160.655UK	20ml	Energy fog fragrance				